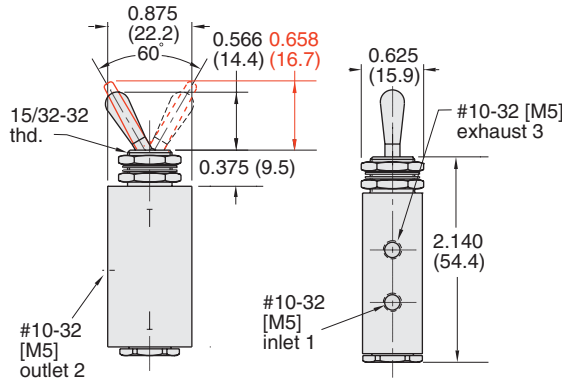





3-WAY TOGGLE & STEM VALVES

2 Position Spool Valves

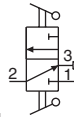


Input Pressure: 150 psig/10 bar max.

Air Flow: 6 scfm @ 50 psig; 10 scfm @ 100 psig; 280 l/min @ 6 bar

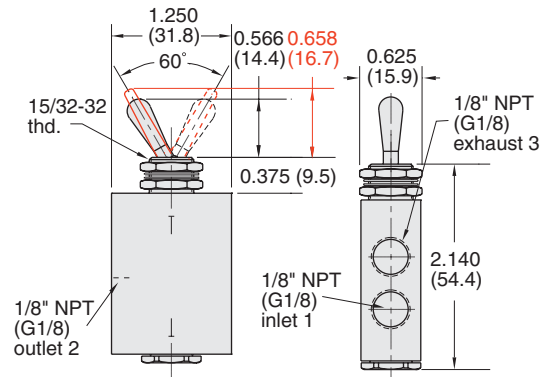

Force For Full Stem Travel: 16 oz. nominal

Mounting: 15/32-32 thread. Nuts and lockwashers furnished.



Part No.	Description
FTV-3	2 Position Spool Valve, NP Steel Toggle, #10-32
FTV-3-M5	2 Position Spool Valve, NP Steel Toggle, M5
FTV-3F	2 Position Spool Valve, Plastic Toggle, #10-32
FTV-3F-M5	2 Position Spool Valve, Plastic Toggle, M5

2 Position Spool Valves

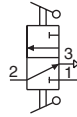


Input Pressure: Vacuum to 150 psig/10 bar max.

Air Flow: 6.5 scfm @ 50 psig; 10.5 scfm @ 100 psig; 290 l/min @ 6 bar

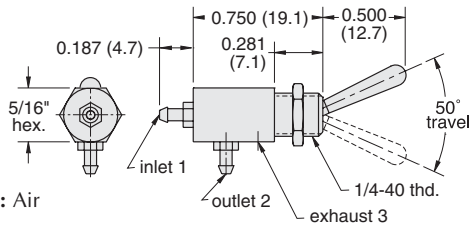
Force For Full Stem Travel: 16 oz. nominal

Mounting: 15/32-32 thread. Nuts and lockwashers furnished.



Part No.	Description
FTV-3P	2 Position Spool Valve, NP Steel Toggle, 1/8" NPT
FTV-3-MG	2 Position Spool Valve, NP Steel Toggle, G1/8
FTV-3FP	2 Position Spool Valve, Plastic Toggle, 1/8" NPT
FTV-3F-MG	2 Position Spool Valve, Plastic Toggle, G1/8

Sub-Miniature Spool Valve



Medium: Air

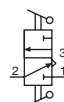
Input Pressure: 100 psig max.

Ports: 3-56 with 1/16" ID Hose Barbs

Air Flow: 1.4 scfm @ 100 psig

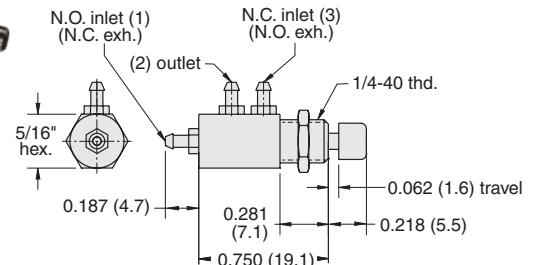
Force For Full Stem Travel: 24 oz. nominal

Spool Material: Delrin®



Part No.	Description
SMTV-3	Sub-Miniature Spool Valve

Sub-Mini. N.O. or N.C. Spool Valve



Medium: Air

Stem Travel: 1/16"

Input Pressure: 100 psig max.

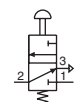
Ports: 3-56 with 1/16" ID Hose Barbs

Air Flow: 1.4 scfm @ 100 psig

Force For Full Stem Travel: 20 oz. nominal

Spool Material: Delrin®

Four colors of snap on push buttons included with each valve



Part No.	Description
SMAV-3	Sub-Miniature N.O. or N.C.